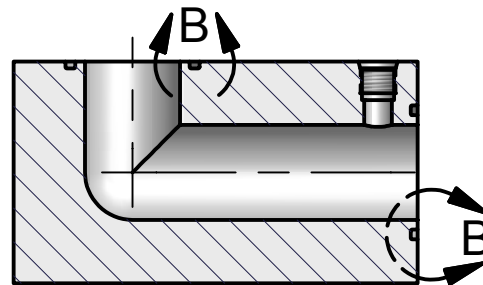
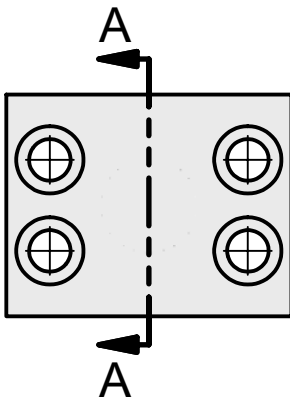
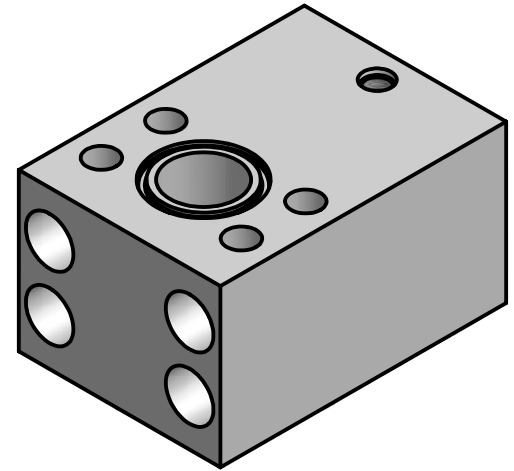


DETAIL B
SCALE 1 : 1



SECTION A-A
SCALE 1 / 3

THIS DRAWING IS THE PROPERTY OF / AND ALL PROPRIETARY RIGHTS ARE RESERVED TO ANCHOR FLUID POWER. THE RECIPIENT AGREES NOT TO DISCLOSE TO ANY PERSON OR ORGANIZATION ANY INFORMATION REGARDING THE DESIGN OR MANUFACTURE OF THE ARTICLE REPRESENTED HEREON OR USE SAME IN ANY WAY DETRIMENTAL TO THE INTEREST OF ANCHOR FLUID POWER.

NOTES:
DIMENSIONS ARE IN INCHES EXCEPT WHERE BRACKETS ARE USED TO DESIGNATE MILLIMETERS [mm] REMOVE BURRS AND BREAK SHARP EDGES .003 - .015. ALL MACHINED SURFACE FINISHES TO BE 100 UNLESS OTHERWISE NOTED.

TOLERANCES
UNLESS SPECIFIED
.XX = ± .03
.XXX = ± .010
ANGLES ± .5°



DRAWN BY RC

MAT. 316L-S/S

SCALE 1" = 3"

DATE 01/01/2006

ANCHOR FLUID POWER

A DIVISION OF THE ANCHOR FLANGE CO.

SAE ELBOW FLANGE
WITH GAUGE PORT