

**ROV operated  
high pressure coupling**

**10,000 / 15,000 psi**

**Series 87 / HFL**



# Series 87 ROV operated high pressure coupling 10,000 psi



## Description:

Most existing ROV connectors are either stab solutions which require depressurized lines before connection to avoid unmanageable forces, or screw solutions with one thread side in the subsea half, which is difficult to engage and can suffer from contamination and damage easily. The superior principle of WALTHER 87-series has proven itself since its 1<sup>st</sup> installation in the ESSO Balder field in 1996. Since then thousands of units serve trouble free in many different fields.

- Subsea half made of few single components
- All primary seals and complete drive mechanism on retrievable half
- Main housing seal made of Inconel
- Generous guiding funnel for easy connection under bad visibility
- Mateable at full working pressure
- Low connection torque at 10,000 psi
- Constant flow condition due to mechanically fixed valve position
- Heavy duty ring valves
- No squirting during connection / disconnection

## Materials:

Stainless steel 1.4404 (316L), duplex 1.4462 (UNS 31803), Bronze 2.0966.97  
 Superduplex on request  
 Seals: Inconel with metal seal / polymer back up

## Accessories:

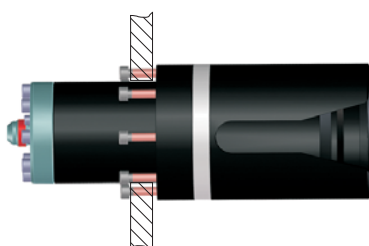
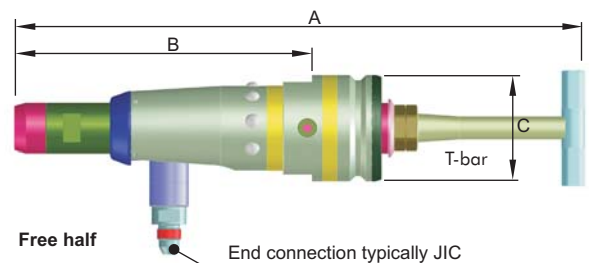
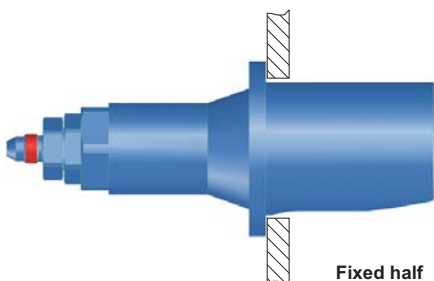
Ask for parking stations, dirt protection caps or pressure sealing caps

## Features:

- Deep sea valves. Unlike standard poppet valves which open when external pressure exceeds internal pressure, these valves remain closed.
- Tested for up to 5000 m water depth.
- Other ROV interfaces like fish tail or D-bar.
- Funnel with front end mounting flange to minimize protrusion from panel.
- Non interchangeable version by mechanical means and colour.
- Venting valves to release internal pressure only when disconnected (for BOP function).
- Complete HFL systems with hose to customer specification (see next page)

Size	Type	Working Pressure Rating [MPa/psi]	Cv*2	Dimension			ROV-interface	End-connection
				A [mm]	B [mm]	C [mm]		
1/4"-3/8"	<b>87-006</b>	69 10,000	0,56	481	150	96	T-bar to API AD class 1*	tba
1/2"	<b>87-010</b>		1,5	494	133	96	T-bar to API 17D class 2*	
3/4"-1"	<b>87-016</b>		5,5	633	160	120	API 17D torque tool bucket class 2*	

\* Other profiles for gripping tools possible too



API 17D torque tool bucket class 2

\*1 Working pressure rating can be reduced by project specific material selection

\*2 The Cv is strongly influenced by the individual choice of end connection

# Series 87 Ultra high pressure version 15,000 psi



Size	Type	Working Pressure Rating [MPa/psi]	Cv	Dimension			ROV-interface	End-connection
				A [mm]	B [mm]	C [mm]		
3/8"-1/2"	<b>87-G08</b>	104 / 15,000	0,65	496	180	120	square 3/4" to attach handling interface of choice	tba

**Features:**

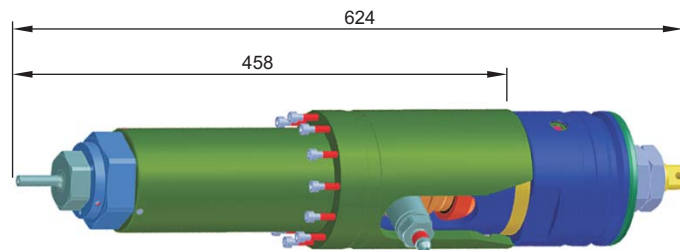
Increased working pressure to 104 MPa (15,000 psi)  
 Deep sea valves - which do not open at external over pressure

**Materials:**

Superduplex 1.4410 (UNS 32750) and duplex 1.4462 (UNS 31803), Bronze (2.0966.79)  
 Seals: Inconel and polymer back up


**Accessories:**

Parking station, protection cap, pressure sealing cap



## Series 87 + Hose = HFL

Size	Type	L [m]	Working Pressure Rating [MPa/psi]	Hose termination
3/8"	<b>87-006-B-00008-AABS-Y06</b>	7	34,5 500	2 x self sealing ROV couplings 87-006-0
	<b>87-006-B-00009-AABS-Y06</b>	8,5		
	<b>87-006-B-00007-AABS-Y06</b>	15		
	<b>87-006-B-00005-AABS-Y06</b>	18		
	<b>87-006-B-00010-AABS-Y06</b>	20		1 x self sealing ROV coupling 87-006-0 1 x Nut JIC # 8 female



**Optional features:**


Hose highly collapse resistant (HCR); size and pressure variations as series 87 listed above



Elements for  
plate mounting  
Series OM



Elements for  
cavity mounting  
Type 84-006




ROV coupling for gas lift  
Type 87-050



Workover Stabplates  
Type 91553



Emergency Disconnect Unit  
Type 91559



ROV stab plates  
Type 91561  
also available with HFL, fully assembled

WKa • 12/2010

## WALTHER-PRÄZISION Carl Kurt Walther GmbH & Co. KG

Hausadresse / Head office:

Westfalenstraße 2  
42781 Haan, Germany

Telefon: +49 (0) 21 29 567-0  
Telefax: +49 (0) 21 29 567-450

Postadresse / Postal address:

Postfach 420444  
42404 Haan, Germany

eMail: [info@walther-praezision.de](mailto:info@walther-praezision.de)  
Internet: [www.walther-praezision.de](http://www.walther-praezision.de)



Choose the Original  
Choose Success!